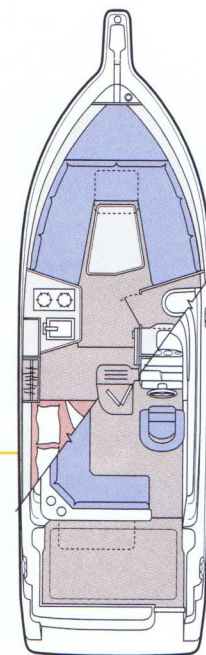




# 2655 Ciera Sunbridge



## One look tells you why this family cruiser is the runaway leader in its class.

Crisp styling, spacious interior and a long list of convenience features make this the cruising value to beat. Standard equipment includes full galley with alcohol stove, sink and icebox, an enclosed head with marine toilet, dinette that converts to a double berth, and a second private double berth amidships. The cockpit offers plenty of lounge seating and a raised helm area for superb visibility. Trim tabs, power trim, digital depth sounder, Ritchie® compass, integral bow and transom platforms and full cruise canvas are all standard.

The teak-trimmed galley cabinet (top) includes alcohol stove, sink and icebox. The aft double berth (right) features padded headboard and reading lights.



Opening hatches and portlights ventilate the roomy cabin. The dinette converts to a double berth.



The helm station offers great visibility, full instrumentation. Compass, trim tabs and digital depth sounder are standard.

### SPECIFICATIONS

- Centerline length (molded hull) 27'9"/8.46m
  - Beam (molded hull) 8'5"/2.57m
  - Approximate weight, boat, engine\* 5175 lbs/2349kg
  - Draft (drive up) 1'4"/.41m
  - Draft (drive down) 3'1"/.94m
  - Fuel capacity 70 gal/264L
  - Water capacity 27 gal/102L
  - Holding tank capacity 13 gal/49L
  - Bridge clearance 7'0"/2.14m
- \*Approximate weight includes weight of standard engine